

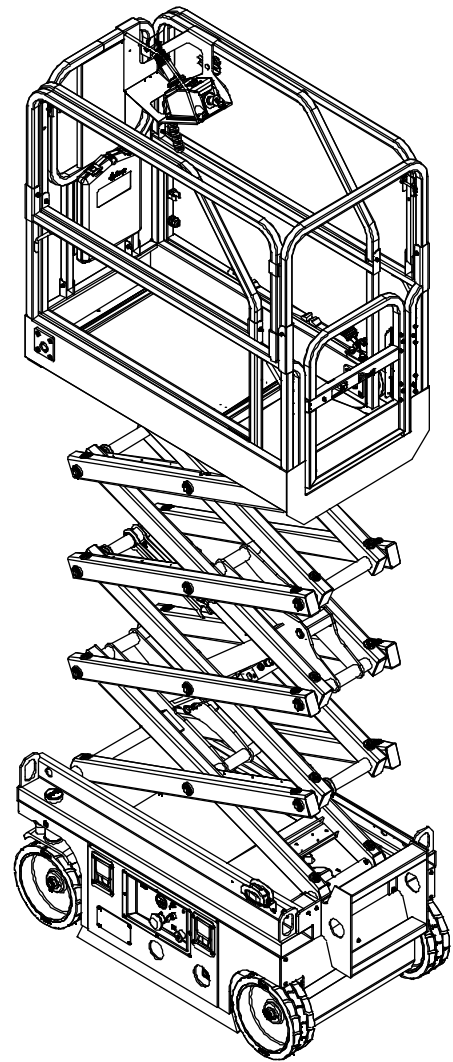
DINGLI

Exceed · New Height

Parts Manual

JCPT0607DCH

Form SN:
JPDCH23C02065-



CE ANSI

Part Number: SM012220115

Version Number: Rev1.1

July 2023 Printing

DINGLI

Foreword

We are very appreciated for your interesting with Dingli machine and choosing it for your application. Our priority above all is you can use the machine safely for your application and you can benefit from the Dingli machine mostly. For these reason we hope you can:

1. Comply with employer, job site and local governmental rules.
2. Safeguard your commitment to quality by always using genuine Dingli spare parts. Remember, Dingli cannot accept responsibility for the failure of a separator equipped with non-original spare parts. We guarantee the quality and reliability of our products.
3. All sketch maps of parts shown in this manual are for reference only, it is the practical that counts. This manual includes all the latest information up to the date when it was printed. All responsibilities for the revision and explanation of the manual rest with the Dingli. We also preserve the right to edit the technology characteristic and content of the manual.
4. Anyone who read the manual or used the machine, is encouraged to notify Dingli Machinery Co, Ltd of any errors or send in suggestions for improvement. All communications will be carefully considered for future printings of this and other manuals, certainly if you have any question about the machine, please contact with our team by dialing technical support phone, sending email, or any methods you want, etc. Our contact information as bellow:

If you are in China Mainland, Please contact with:

Zhejiang Dingli Machinery Co.,Ltd. Domestic Office:

Phone: +86 572 8681766
Fax: +86 572 8681700
Email: sales@cndingli.com

If you are out of the China Mainland, Please contact with:

Zhejiang Dingli Machinery Co.,Ltd. International Office:

Phone: +86 572 8681688
Fax: +86 572 8681690
Email: export@cndingli.com

Table of Contents

Section 1 Chassis

101.1	Steer Linkage and Wheels Assembly	2
102.1	Drive Wheel Assembly	5
103.1	Pothole Protection Assembly	7
104.1	Battery Pack Module	9
105.1	Hydraulic power unit	12
106.1	Motor Controller Assembly	13
107.1	Ground Control Assembly	14
108.1	Ladder and Accessories.....	16

Section 2 Scissor

201.1	Scissor Assembly.....	20
-------	-----------------------	----

Section 3 Platform

301.1	Main Platform Assembly	24
302.1	Platform Extension Assembly	26
303.1	Platform Locking Device Assembly.....	28
304.1	Platform Control Assembly	29
305.1	Platform Control Box Assembly	30

Section 4 Hydraulic System

401.1	Lift Cylinder Assembly	33
402.1	Hydraulic Hoses and Fittings.....	35

Section 5 Electrical System

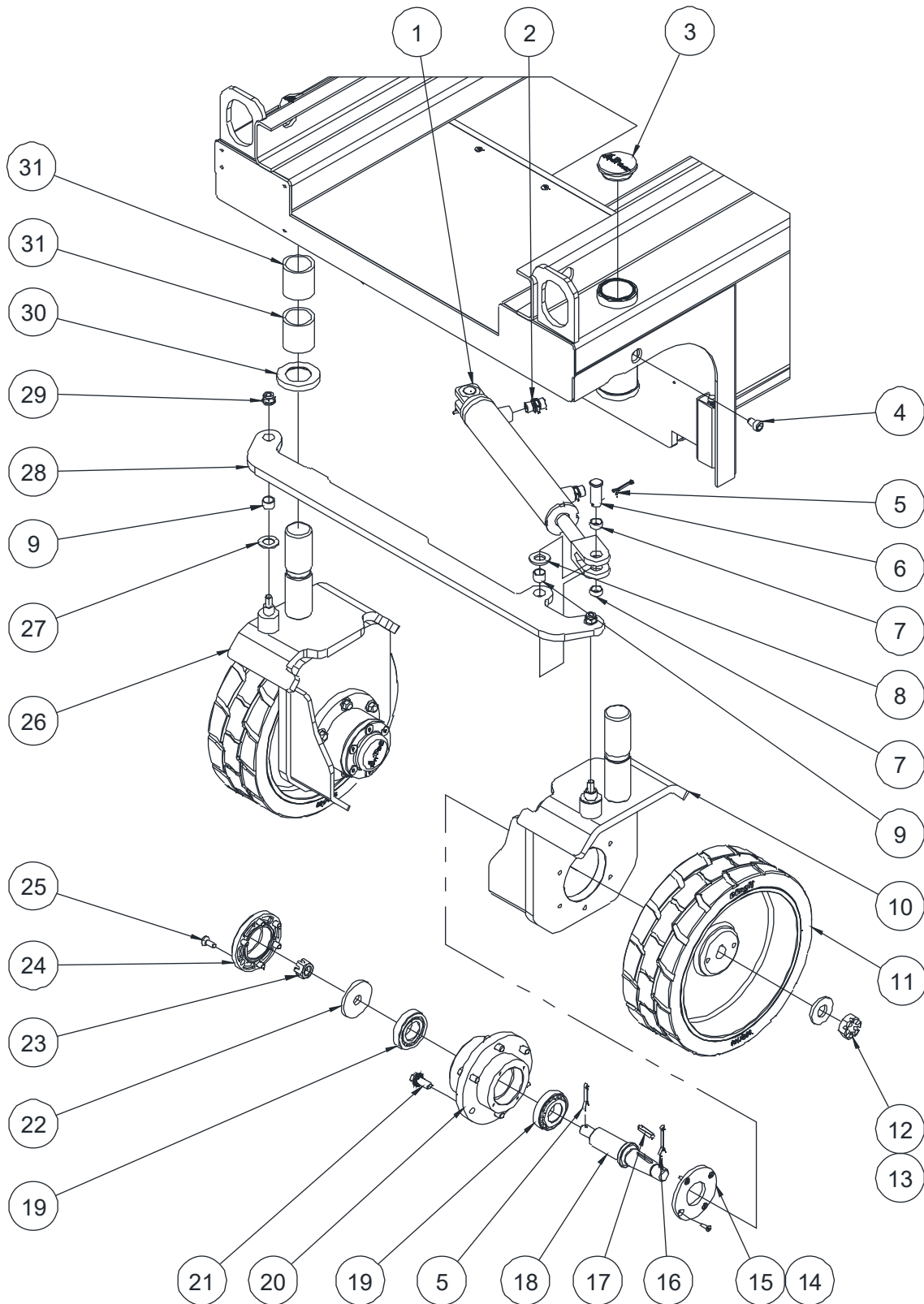
501.1	Electrical Harness	37
502.1	Power to Platform	39

Section 6 Decal

601.1	Decals with Words (CE).....	42
601.2	Decals with Words (ANSI).....	45
602.1	Decals with Symbols (CE).....	48
602.2	Decals with Symbols (ANSI)	51

Section 1 Chassis

101.1 Steer Linkage and Wheels Assembly



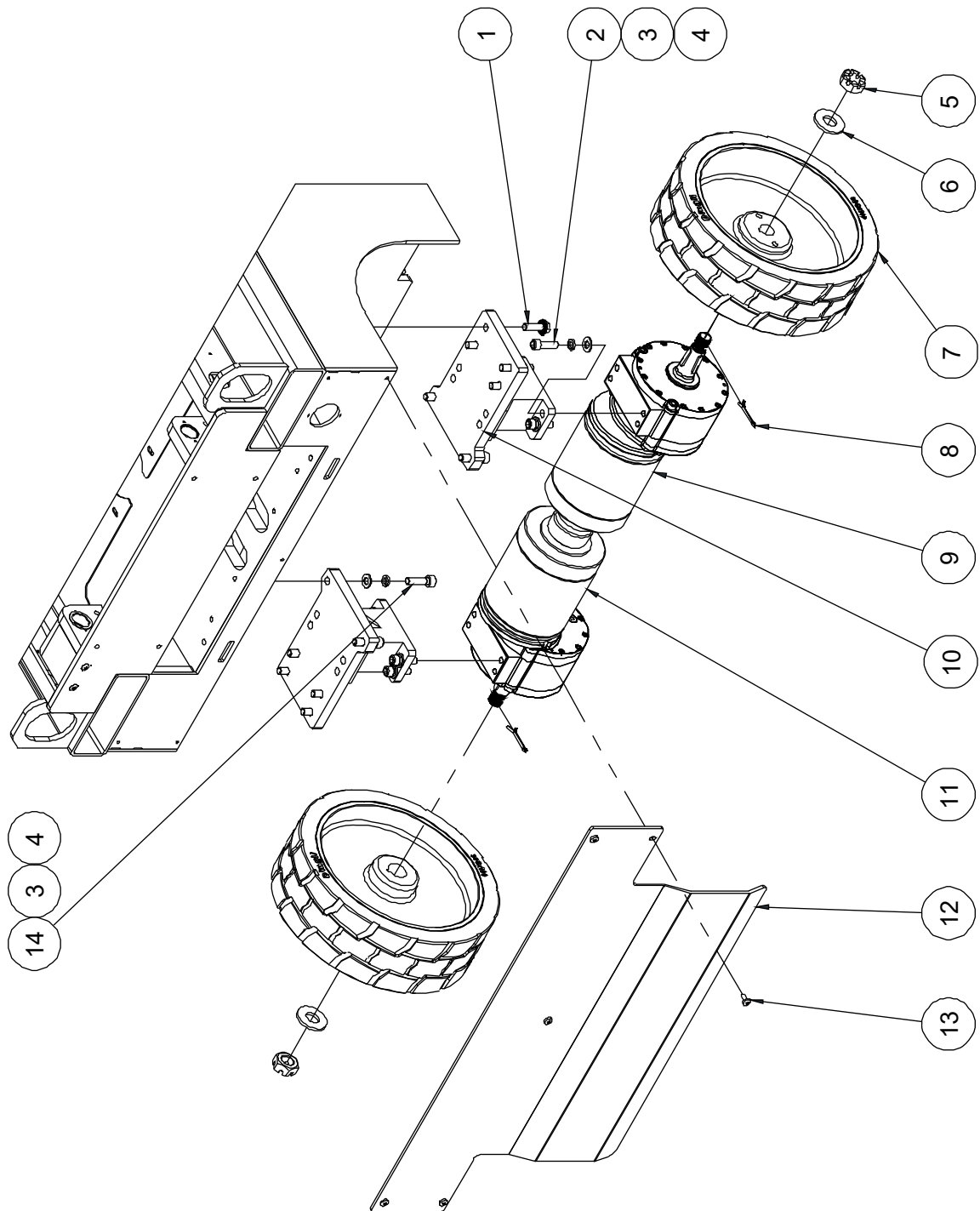
101.1 Steer Linkage and Wheels Assembly

Item	Part No.	Description	Qty.
1	10001396	Steer cylinder assembly (without seal kit)	1
--	00003068	Seal kit	1
2	00001290	Straight fitting	2
3	10005628	Cover	2
4	10001073	Screw	2
5	00002405	Cotter pin GB/T 91 4×32	4
6	00000686	891-1634.5 Pin	2
7	00000350	8812-161808 Bearing	4
8	10001074	Washer	2
9	00000351	8812-161812 Bearing	4
10	10024312	Steer yoke weldment	1
11	10023792	Wheel	2
12	10020494	Nut	2
13	10020495	Washer	2
14	00000822	Screw GB/T 70.3 M5×16	8
15	10001502	Bearing cover	2
16	00002079	Cotter pin GB/T 91 4×40	2
17	00009469	Key GB/T 1096 6×6×32	2
18	10020477	Wheel shaft	2
19	00001129	Bearing 30206 GB/T 297	4
20	10001503	Connection plate	2
21	00002887	Bolt QC/T 340 M10×25	12
22	10001104	Washer	2
23	00002077	Nut GB/T 9459 M16×1.5	2
24	10000638	Cap	2
25	00000765	Screw GB/T 70.3 M8×20	12
26	10024309	Steer yoke weldment	1
27	00000387	8832-18 Bearing	2
28	10024314	Tie rod	1

101.1 Steer Linkage and Wheels Assembly

Item	Part No.	Description	Qty.
29	00002572	Nut GB/T 6183.1 M10	2
30	10004074	Washer	2
31	00004004	8813-404850 Bearing	4

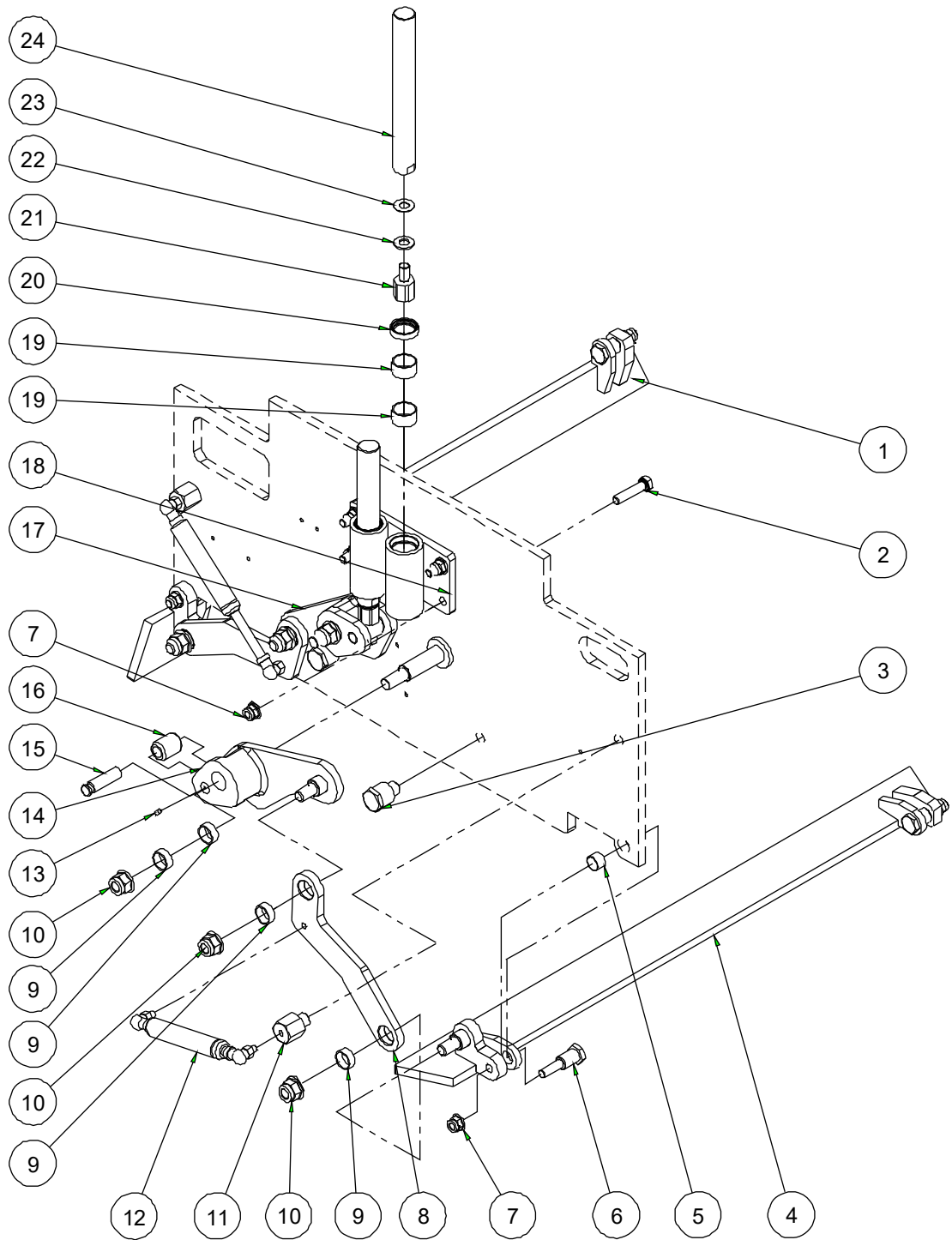
102.1 Drive Wheel Assembly



102.1 Drive Wheel Assembly

Item	Part No.	Description	Qty.
1	00005263	Bolt QC/T 340 M10×30	8
2	00001157	3/8-24×1 1/4" Screw ANSI B18.3	8
3	00000679	Washer GB/T 93 10	12
4	00000615	Washer GB/T 97.1 10	12
5	10020494	Nut	2
6	10020495	Washer	2
7	10023792	Wheel	2
8	00002079	Cotter pin GB/T 91 4×40	2
9	00010072	Right drive motor assembly	1
--	00010130	Right motor	1
--	00009296	Reducer	1
--	00010133	Output shaft	1
--	00010131	Brake	1
--	00009469	Key GB/T 1096 6×6×32	1
10	10023747	Support	2
11	00010075	Left drive motor assembly	1
--	00010134	Left motor	1
--	00009296	Reducer	1
--	00010133	Output shaft	1
--	00010131	Brake	1
--	00009469	Key GB/T 1096 6×6×32	1
12	10023750	Plate (without outlet hole)	1
	10024392	Plate (without one outlet hole)	1
	10024629	Plate (without two outlet hole)	1
13	00001060	Screw GB/T 818 M6×12 - H	5
14	00002238	Screw GB/T 70.1 M10×35	4

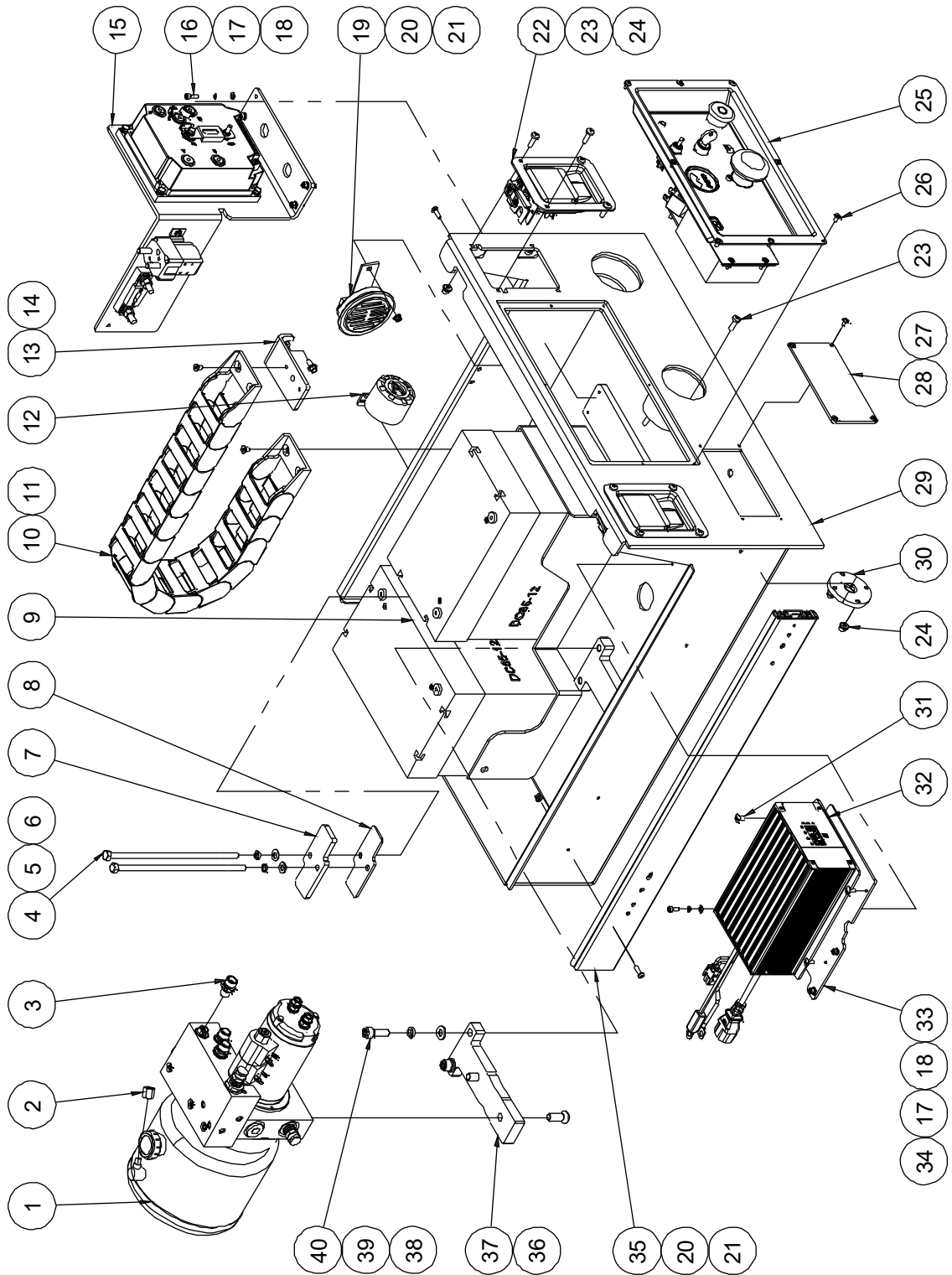
103.1 Pothole Protection Assembly



103.1 Pothole Protection Assembly

Item	Part No.	Description	Qty.
1	10023743	Pothole guard weldment	1
2	00002411	Bolt GB/T 5783 M10×45	4
3	10001466	Pin	2
4	10023741	Pothole guard weldment	1
5	00000351	8812-161812 Bearing	4
6	10001465	Pin	4
7	00002572	Nut GB/T 6183.1 M10	8
8	10001461	Pothole link plate	2
9	00000356	8812-202309 Bearing	8
10	00002577	Nut GB/T 6183.1 M14	6
11	10001464	Gas shock strut	2
12	10001495	Gas shock	2
13	00001039	Screw GB/T 78 M5×10	2
14	10001467	Linkage weldment	1
15	10001463	Pin	2
16	10001462	Roller	2
17	10001471	Linkage weldment	1
18	10014566	Pothole guide	1
19	00000367	8812-252815 Bearing	4
20	00007482	Seal GB/T 13871.1 FB 25 32 7 III	2
21	10001491	Pothole hole pusher pin	2
22	10001493	Adjusting washer 2	2
23	10001494	Adjusting washer 3	2
24	10023745	Pothole hole pusher rod	2

104.1 Battery Pack Module



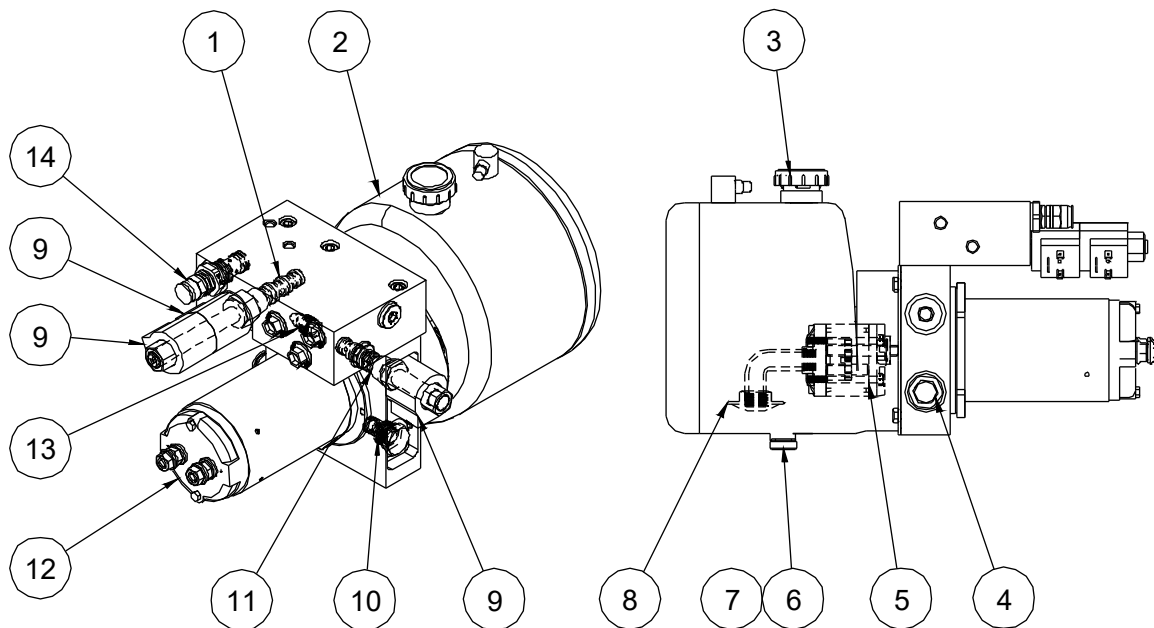
104.1 Battery Pack Module

Item	Part No.	Description	Qty.
1	00004261	Hydraulic power unit (refer to 105.1)	1
2	10000462	Nut	1
3	00001318	Straight fitting	3
4	10026880	Threaded rod	2
5	00000609	Washer GB/T 93 8	2
6	00000608	Washer GB/T 97.1 8	2
7	10026879	Press plate	1
8	10026878	Press plate	1
9	00002350	Battery	2
10	10001576	Towline	1
11	00000828	Screw GB/T 70.3 M6×10	4
12	00001244	Alarm	1
13	10005631	Towline bracket	1
14	00002865	Bolt QC/T 340 M6×14	2
15		Motor controller assembly (refer to 106.1)	1
16	00001246	Screw GB/T 70.1 M5×16	4
17	00000606	Washer GB/T 93 5	8
18	00000605	Washer GB/T 97.1 5	8
19	00000666	Horn	1
20	00001250	Screw GB/T 818 M5×16 - H	8
21	00002573	Nut GB/T 6183.1 M5	8
22	10011884	Latch	2
23	00001166	Screw GB/T 818 M6×20 - H	12
24	00002574	Nut GB/T 6183.1 M6	12
25		Ground control assembly (refer to 107.1)	1
26	00001002	Screw GB/T 973 M4×10	8
27	00001001	Screw GB/T 973 M4×8	4
28	10015566	Cover	1
29	10026872	Battery tray weldment	1

104.1 Battery Pack Module

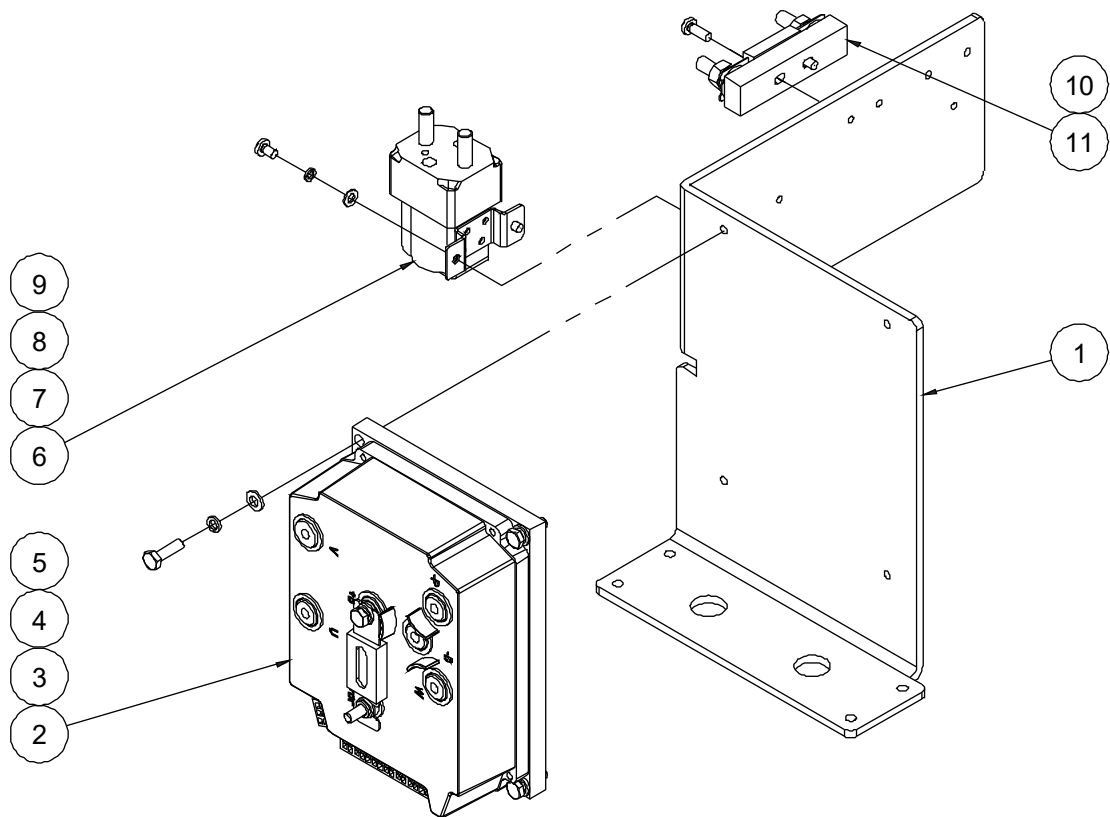
Item	Part No.	Description	Qty.
30	10000537	Half-round batten	2
31	00001011	Screw GB/T 973 M5×12	4
32	00005060	Charger	1
33	10023799	Charger bracket	1
34	00001252	Screw GB/T 70.1 M5×12	4
35	10001541	Glide track	2
36	00000847	Screw GB/T 70.3 M10×30	2
37	10001521	Bracket	1
38	00000615	Washer GB/T 97.1 10	2
39	00000679	Washer GB/T 93 10	2
40	00001059	Screw GB/T 70.1 M10×30	2

105.1 Hydraulic power unit



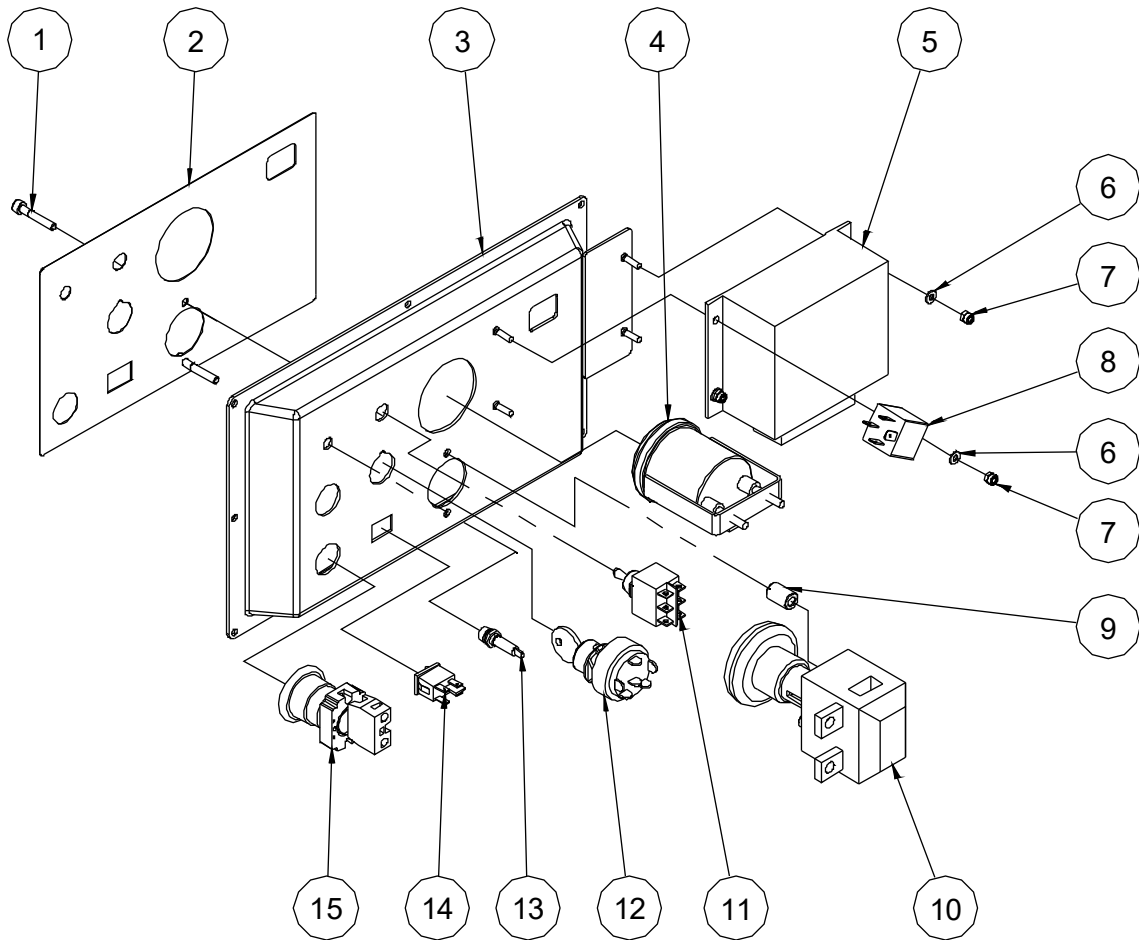
105.1 Hydraulic power unit

Item	Part No.	Description	Qty.
1	00003124	Solenoid valve spool	1
2	00002393	Tank	1
3	00003081	Tank cover	1
4	00003126	Relief valve	1
5	00004259	Pump	1
6	00003137	Plug M12×1.25	1
7	00001333	Washer JB/T 982 12	1
8	00003145	Filter web	1
9	00003131	Coil	3
10	00003282	Check valve	1
11	00003125	Solenoid valve spool	1
12	00004258	Motor	1
13	00003283	Pressure compensation valve	1
14	00004253	Relief valve	1

106.1 Motor Controller Assembly**106.1 Motor Controller Assembly**

Item	Part No.	Description	Qty.
1	10023739	Mounting plate	1
2	00002483	Motor controller	1
3	00000743	Bolt GB/T 5783 M6×20	4
4	00000621	Washer GB/T 93 6	4
5	00000620	Washer GB/T 97.1 6	4
6	00002028	DC Contactor	1
7	00002391	Screw GB/T 818 M5×8 - H	2
8	00000606	Washer GB/T 93 5	2
9	00000605	Washer GB/T 97.1 5	2
10	00002313	Screw GB/T 818 M5×14 - H	2
11	00003069	200A Fuse assembly	1
--	00000759	200A Fuse	1
--	00000757	Fuse seat	1

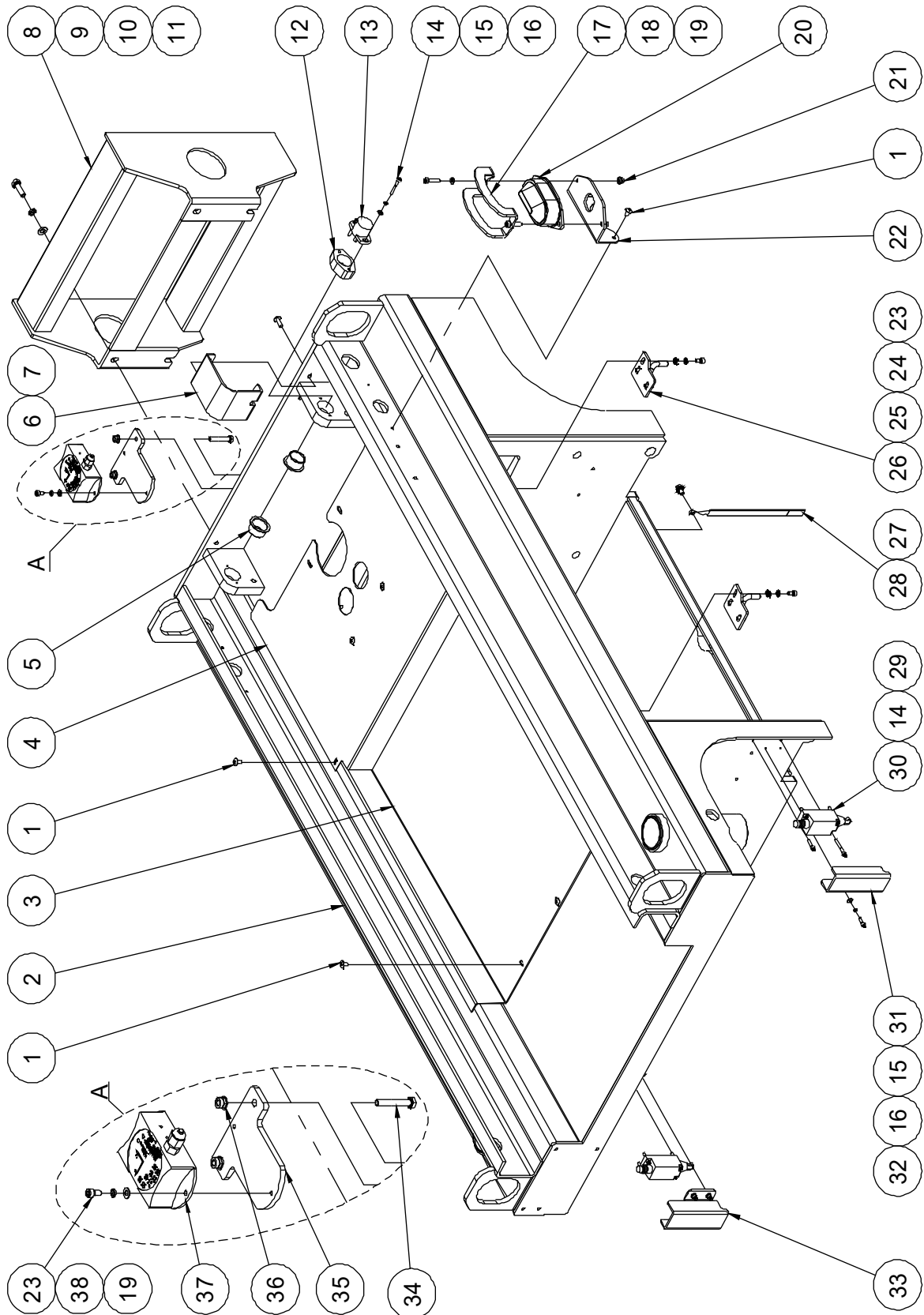
107.1 Ground Control Assembly



107.1 Ground Control Assembly

Item	Part No.	Description	Qty.
1	00001253	Screw GB/T 70.1 M5×30	2
2	09110056	Decal, Ground control panel	1
3	10011874	Ground control panel weldment	1
4	00009185	Hour meter	1
5	00007218	Controller (sensata)	1
	00009956	Controller (Victech)	1
6	00000778	Washer GB/T 97.1 4	4
7	00001236	Nut GB/T 889.1 M4	4
8	00002561	Relay	1
9	10011942	Sleeve pipe	2
10	00000655	Power switch	1
11	00000738	Toggle switch	1
12	00001243	Key switch (key removable in off position)	1
	00003356	Key switch (key removable in all position)	1
--	00003050	Key	1
13	00000734	Indicator	1
14	00006131	Brake release switch	1
15	00000921	Emergency stop switch	1
--	00000754	Red mushroom head	1
--	00000752	Base with 1 NC contact	1

108.1 Ladder and Accessories



108.1 Ladder and Accessories

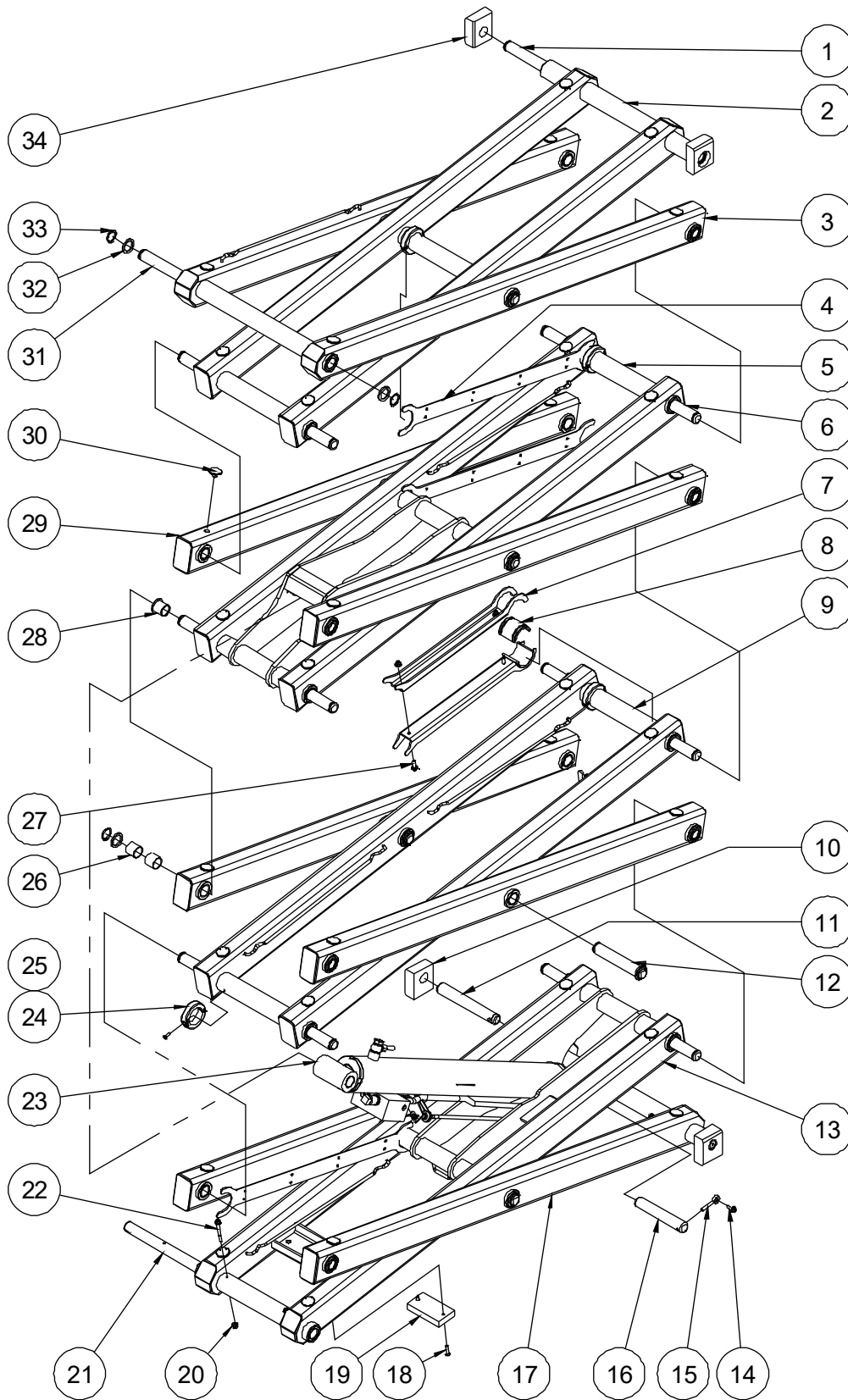
Item	Part No.	Description	Qty.
1	00000999	Screw GB/T 973 M5×10	9
2	10023702	Frame weldment	1
3	10023749	Cover	1
4	10001564	Cover	1
5	00000229	8822-25165 Bearing	2
6	10001570	Sensor cover	1
7	00002523	Screw GB/T 973 M5×16	2
8	10014896	Ladder (without circuit breaker bracket)	1
	10021406	Ladder (with circuit breaker bracket)	1
9	00000993	Bolt GB/T 5783 M8×25	4
10	00000609	Washer GB/T 93 8	4
11	00000608	Washer GB/T 97.1 8	4
12	10001569	Sensor bracket	1
13	00000644	Rotary sensor	1
14	00002415	Screw GB/T 70.1 M4×30	6
15	00000779	Washer GB/T 93 4	6
16	00000778	Washer GB/T 97.1 4	6
17	10000488	Beacon cover	1
18	00002484	Screw GB/T 70.1 M5×25	2
19	00000605	Washer GB/T 97.1 5	4
20	00000740	Beacon	1
21	00002573	Nut GB/T 6183.1 M5	2
22	10001565	Beacon bracket	1
23	00001030	Screw GB/T 70.1 M5×10	8
24	00007942	Washer GB/T 861.2 5	6
25	00007943	Washer GB/T 862.2 5	6
26	10011886	Lock clasp	2
27	00002863	Bolt QC/T 340 M6×10	1
28	10000487	Ground strap	1

108.1 Ladder and Accessories

Item	Part No.	Description	Qty.
29	00000604	Screw GB/T 70.1 M4×16	4
30	00002419	Limit switch	2
31	10001567	Switch cover	1
32	00001054	Screw GB/T 70.1 M4×12	4
33	10001566	Switch cover	1
34	00003176	Bolt GB/T 5782 M6×40	2
35	10002025	Sensor bracket	1
36	00002574	Nut GB/T 6183.1 M6	2
37	00000694	Tilt sensor	1
38	00000606	Washer GB/T 93 5	2

Section 2 Scissor

201.1 Scissor Assembly



201.1 Scissor Assembly

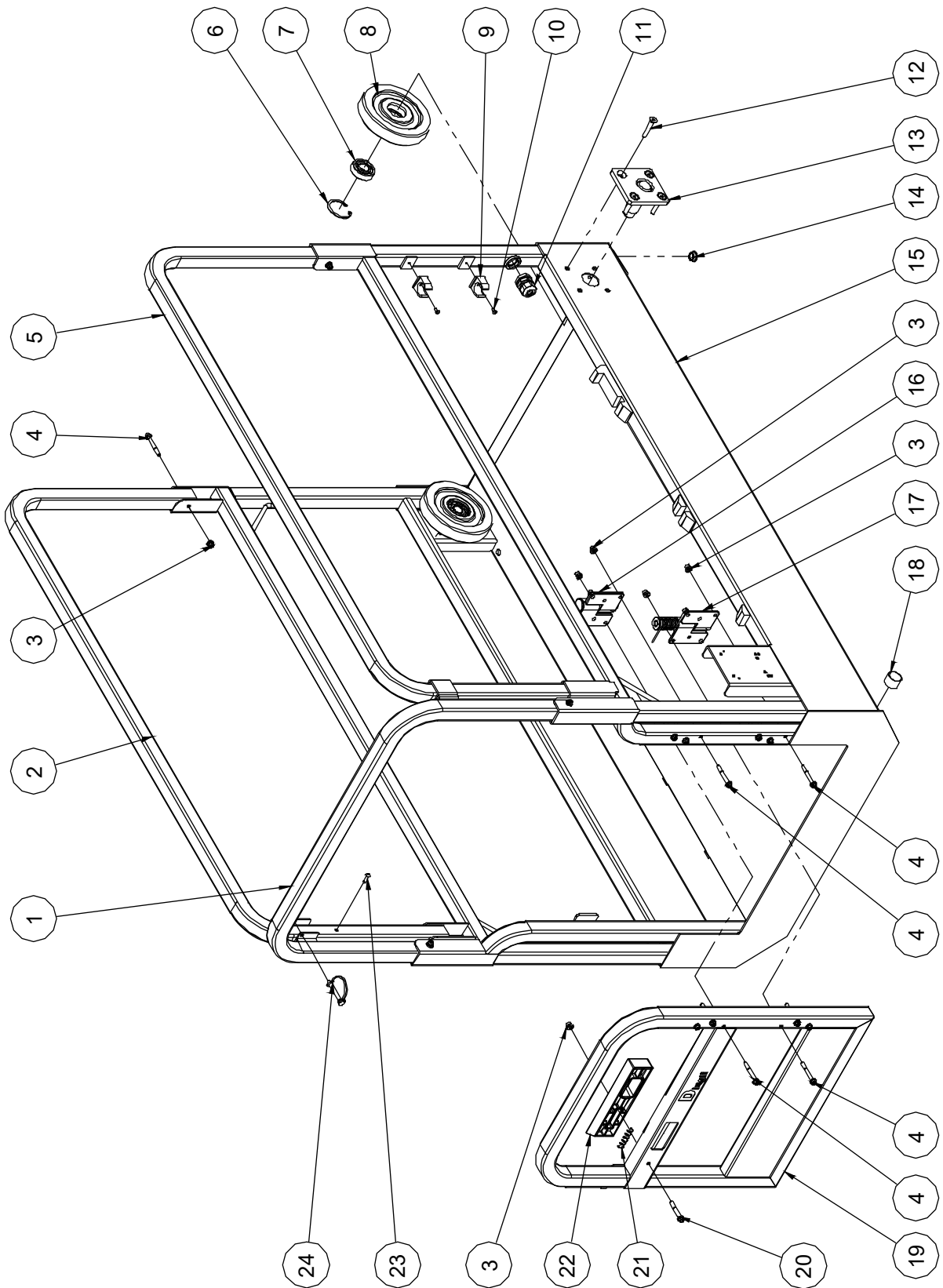
Item	Part No.	Description	Qty.
1	00000561	899-25502 Pin	1
2	10014989	Inner arm 4	1
3	10014990	Outer arm 3	1
4	10001406	Cable bridge	3
5	10014988	Inner arm 3	1
6	00000560	899-25468 Pin	9
7	10001402	Safety arm	2
8	10001403	Safety arm bushing	2
9	10014985	Inner arm 2	1
10	10001401	Chassis slider	2
11	00002334	896B-25×14 Pin	2
12	00000559	899-25136 Pin	2
13	10014981	Inner arm 1	1
14	00002864	Bolt QC/T 340 M6×16	2
15	00000217	8902-06045 Pin	2
16	00000584	895-25135 Pin	2
17	10014984	Outer arm 1	1
18	00000832	Screw GB/T 70.3 M6×25	2
19	10001400	Pothole pusher	1
20	00002574	Nut GB/T 6183.1 M6	6
21	10001405	Pin	1
22	00002569	Bolt GB/T 16674 M6×55	4
23		Lift cylinder assembly (without seal kit) (refer to 401.1)	1
24	10011776	Collar	4
25	00000822	Screw GB/T 70.3 M5×16	4
26	00000369	8812-252825 Bearing	44
27	00002866	Bolt QC/T 340 M6×20	2
28	00003062	8822-25265 Bearing	26
29	10014987	Outer arm 2	4

201.1 Scissor Assembly

Item	Part No.	Description	Qty.
30	10000264	Block	32
31	00000562	899-25516 Pin	1
32	10001404	Washer	26
33	00000781	Circlips JB/ZQ 4342-25	26
34	10001420	Platform slider	2

Section 3 Platform

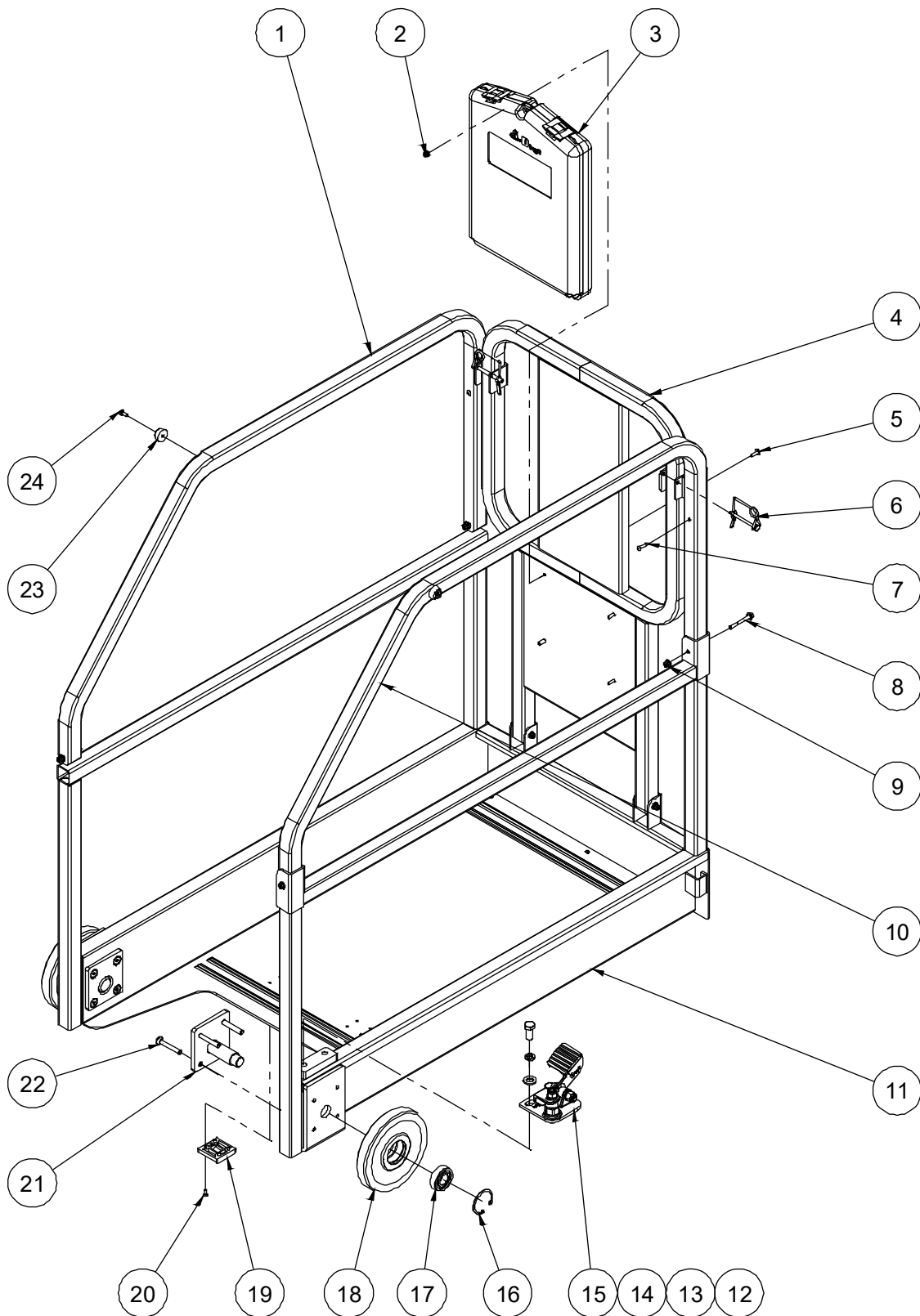
301.1 Main Platform Assembly



301.1 Main Platform Assembly

Item	Part No.	Description	Qty.
1	10001278	Rear rail	1
2	10001238	Upper main rail, left	1
3	00002574	Nut GB/T 6183.1 M6	19
4	00002581	Bolt GB/T 16674 M6×50	18
5	10001417	Upper main rail, right	1
6	00000887	Circlips GB/T 893.1-47	2
7	00001295	Bearing GB/T 276-1994 - 6204	2
8	10002031	Roller	2
9	00001823	Clip 24	2
10	00004385	Screw GB/T 823 M4×8	2
11	00002316	Water-proof joint M24	1
12	00001154	Screw GB/T 70.3 M8×45	8
13	10000307	Roller bracket	2
14	10001389	Sheath	1
15	10002009	Main deck weldment	1
16	10000299	Hinge A	1
17	10000302	Hinge B	1
18	00000368	8812-252820 Bearing	2
19	10001250	Entry gate	1
20	00002585	Bolt GB/T 16674 M6×45	1
21	10002379	Spring	1
22	10001255	Latch handle	1
23	00001991	Rivet GB/T 12618.4 4.8×16	2
24	10001178	Inserted pin	2

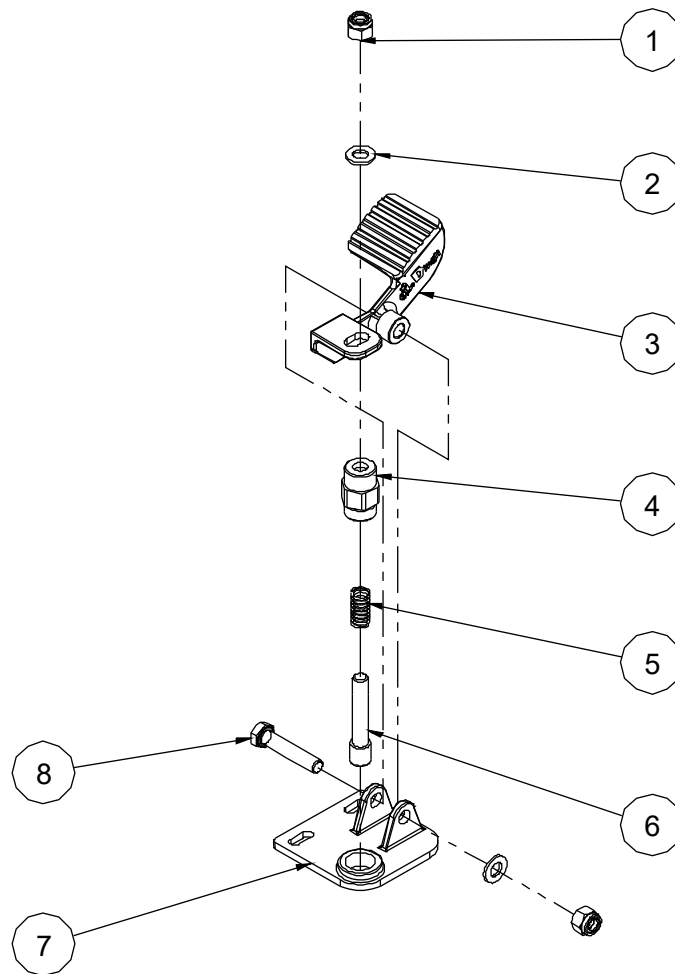
302.1 Platform Extension Assembly



302.1 Platform Extension Assembly

Item	Part No.	Description	Qty.
1	10001245	Upper extension rail, left	1
2	00002573	Nut GB/T 6183.1 M5	4
3	50000555	Manual box	1
4	10001266	Front rail	1
5	00002523	Screw GB/T 973 M5×16	4
6	10001178	Inserted pin	2
7	00001991	Rivet GB/T 12618.4 4.8×16	2
8	00002581	Bolt GB/T 16674 M6×50	6
9	00002574	Nut GB/T 6183.1 M6	6
10	10001247	Upper extension rail, right	1
11	10012846	Extension deck weldment	1
12	00000816	Bolt GB/T 5783 M12×25	2
13	00000815	Washer GB/T 93 12	2
14	00000814	Washer GB/T 97.1 12	2
15	10012174	Platform locking device assembly (refer to 303.1)	1
16	00000887	Circlips GB/T 893.1-47	2
17	00001295	Bearing GB/T 276-1994 - 6204	2
18	10002054	Roller	2
19	10000046	Slide pad	2
20	00002337	Screw GB/T 819 M5×12 - H	8
21	10000307	Roller bracket	2
22	00001155	Screw GB/T 70.3 M8×55	8
23	10000376	Bumper	2
24	00000607	Screw GB/T 818 M5×12 - H	2

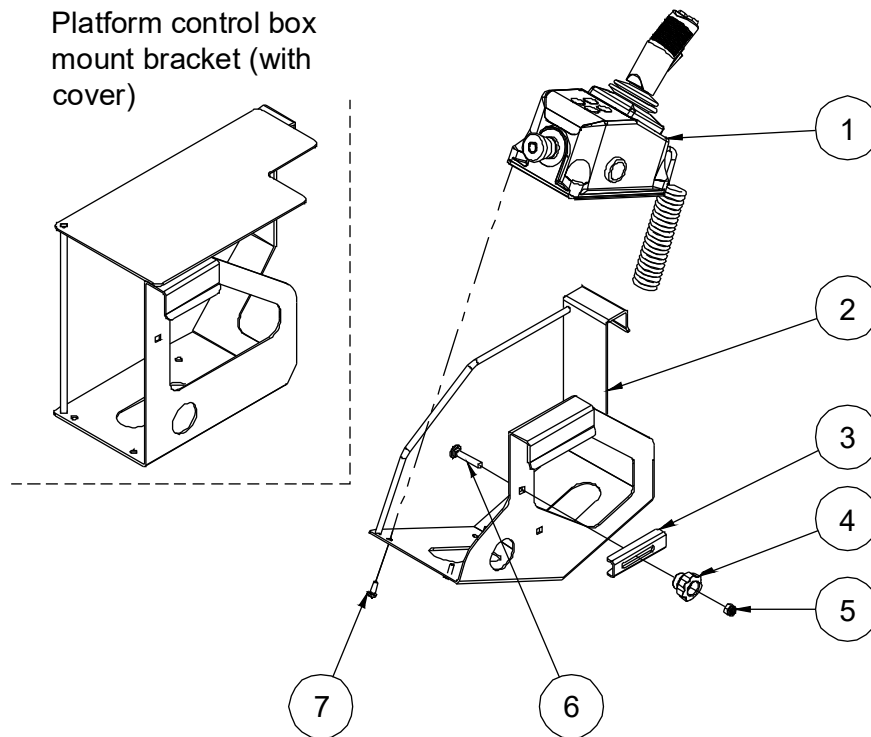
303.1 Platform Locking Device Assembly



303.1 Platform Locking Device Assembly

Item	Part No.	Description	Qty.
1	00000623	Nut GB/T 6182 M10	2
2	00000615	Washer GB/T 97.1 10	2
3	10000334	Foot pedal	1
4	10000337	Lock pin housing	1
5	10000336	Spring	1
6	10000338	Lock pin	1
7	10012175	Bracket	1
8	00002030	Bolt GB/T 5782 M10×50	1

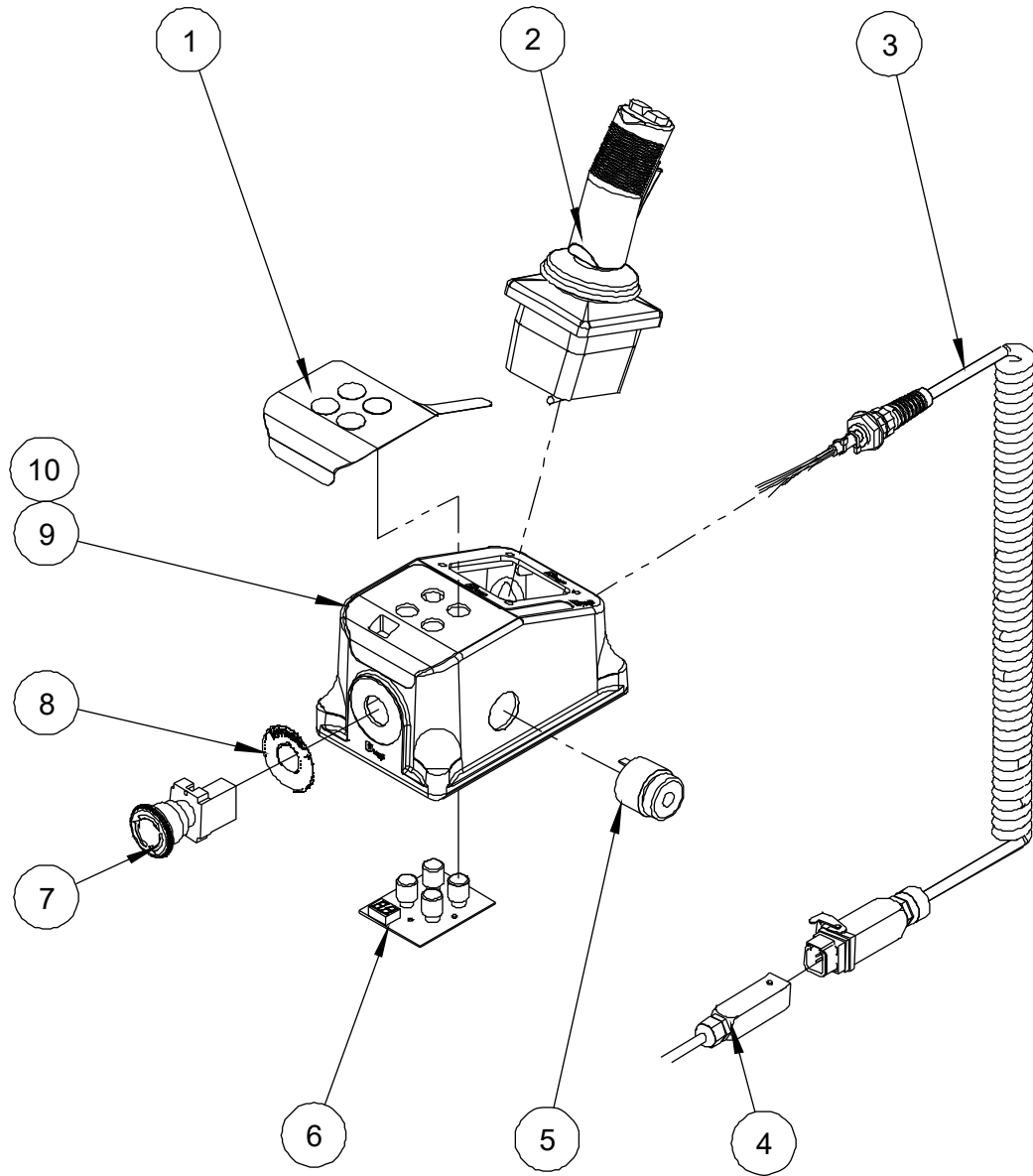
304.1 Platform Control Assembly



304.1 Platform Control Assembly

Item	Part No.	Description	Qty.
1	00000706	Platform control box assembly (refer to 305.1) (sensata)	1
	00009957	Platform control box assembly (refer to 305.1) (Victech)	1
2	10001251	Platform control box mount bracket	1
	10001949	Platform control box mount bracket (with cover)	1
3	10002023	Locating plate	1
4	10004827	Handle	1
5	00001163	Nut GB/T 6182 M8	1
6	00004384	Bolt GB/T 801 M8×45	1
7	00001986	Screw GB/T 818 M6×16 - H	4

305.1 Platform Control Box Assembly

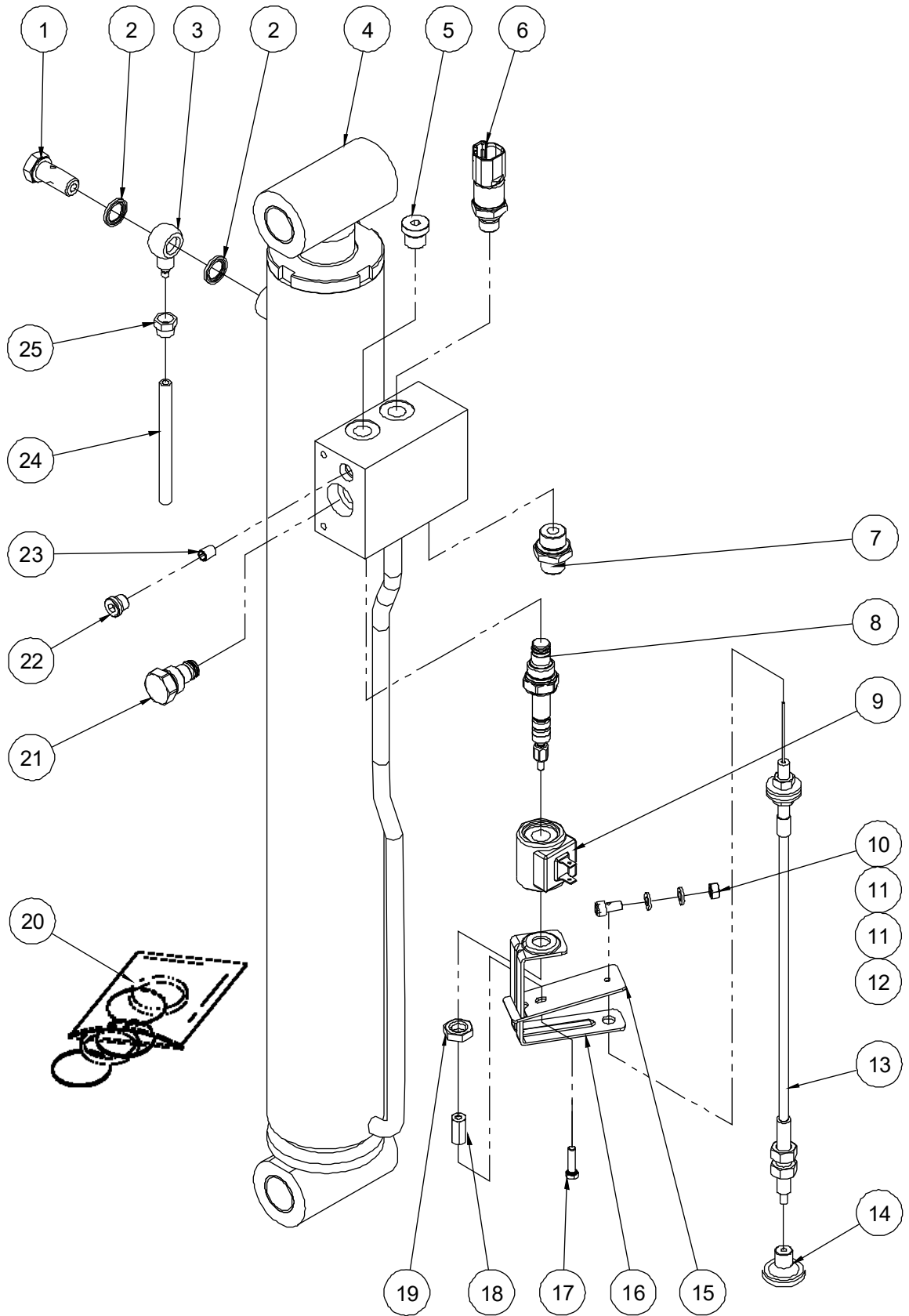


305.1 Platform Control Box Assembly

Item	Part No.	Description	Qty.
1	09140001	Decal, Platform control panel (sensata)	1
	00011287	Decal, Platform control panel (Victech)	1
2	00000711	Joystick	1
--	00003033	Function enable switch	1
--	00003034	Joystick cover	1
--	00003035	Joystick steer switch	1
--	00003036	Switch boot	1
3	00000714	Coil cord	1
--	00003037	Housing	1
--	00003039	Male insert	1
--	00003041	Male contacts	5
--	00003043	Cable gland	1
4	00008376	Platform control box harness	1
--	00003042	Hood	1
--	00003040	Female insert	1
--	00003038	Female contacts	5
--	00003043	Cable gland	1
5	00000712	Alarm	1
6	00000709	Main board	1
--	00000710	Button	4
7	00000713	Emergency stop switch	1
--	00003045	Red mushroom head	1
--	00003046	Base with 1 NC contact	1
8	00002328	Decal, Emergency stop panel	1
9	00000708	Enclosure	1
10	00000707	Cover bottom	1

Section 4 Hydraulic System

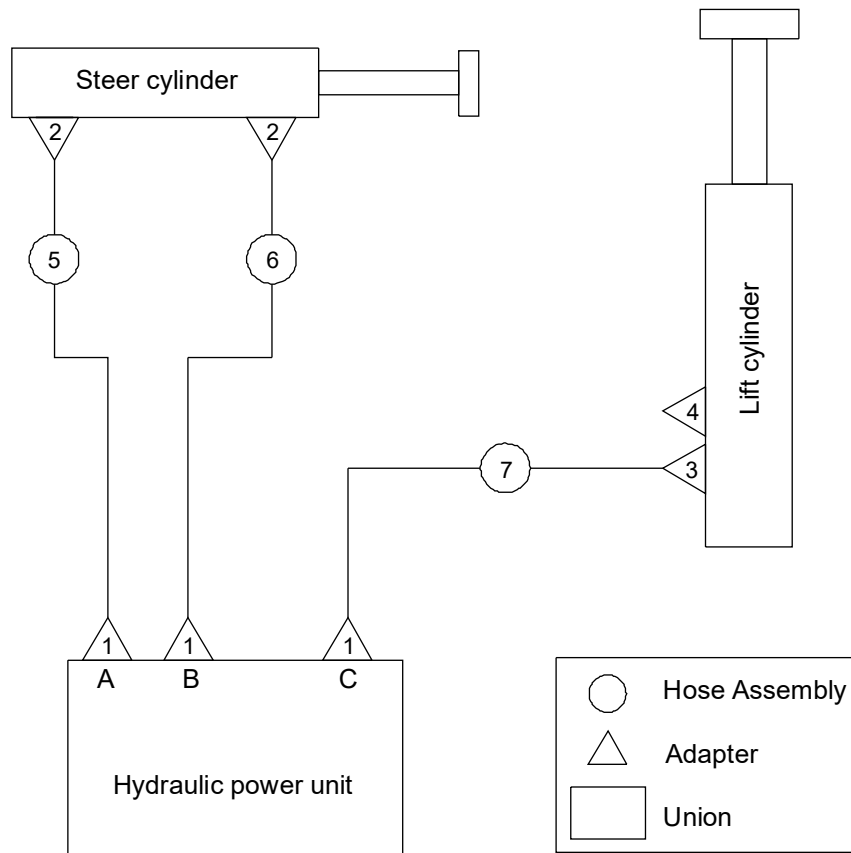
401.1 Lift Cylinder Assembly



401.1 Lift Cylinder Assembly

Item	Part No.	Description	Qty.
1	10000464	Fitting	1
2	00002519	Washer BS/A 13.74	2
3	10000465	Fitting	1
4	10001441	Lift cylinder	1
5	00001073	Plug VST114×1.5ED	1
6	00007393	Pressure sensor (current signal)	1
	00000696	Pressure sensor (voltage signal)	1
	00001073	Plug VST114×1.5ED (no pressure sensor)	1
7	00001292	Straight fitting	1
8	00005216	Solenoid valve spool	1
9	00007346	Coil	1
10	00002247	Nut GB/T 6170 M6	1
11	00000620	Washer GB/T 97.1 6	2
12	10001457	Screw	1
13	10021217	Emergency down cable assembly	1
14	10001458	Lowering knob	1
15	10001455	Plate	1
16	10001456	Support	1
17	00002268	Bolt GB/T 5783 M5×20	1
18	10005888	Cable connector	1
19	00005377	Nut 1/2-20UNF	1
20	00003144	Seal kit	1
21	10000404	Check valve	1
22	00002998	Plug SAE4	1
23	00003027	Orifice Φ 1.5	1
24	10000801	Hose	1
25	10000462	Nut	1

402.1 Hydraulic Hoses and Fittings

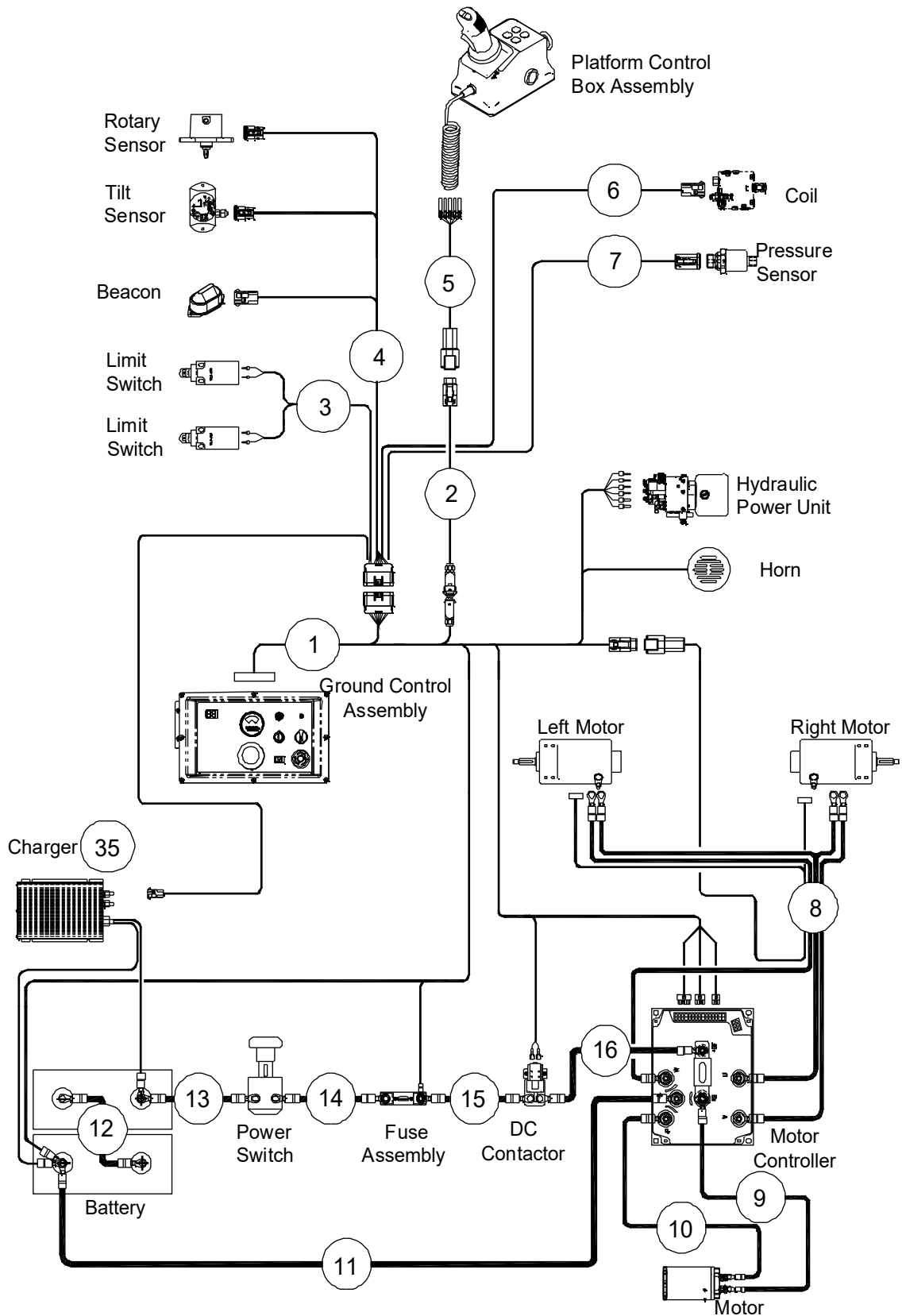


402.1 Hydraulic Hoses and Fittings

Item	Part No.	Description	Qty.
1	00001318	Straight fitting	3
2	00001290	Straight fitting	2
3	00001292	Straight fitting	1
4	00001073	Plug VST114×1.5ED	1
5	00002471	Hose assembly	1
6	00002472	Hose assembly	1
7	00002473	Hose assembly	1

Section 5 Electrical System

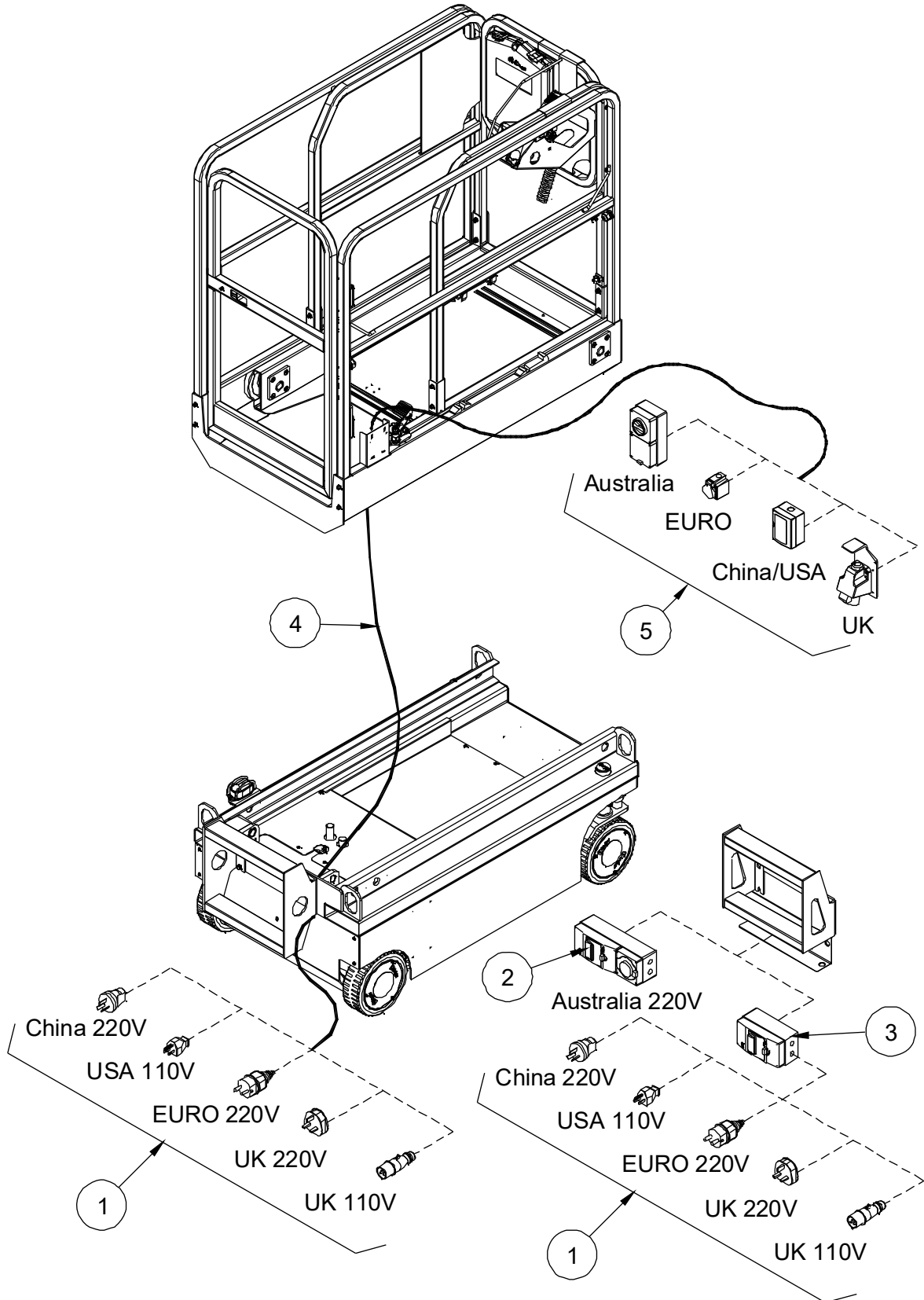
501.1 Electrical Harness



501.1 Electrical Harness

Item	Part No.	Description	Qty.
1	00002951	ECU harness	1
2	00008572	Platform control box patch cord harness	1
3	00006825	Pothole Limit switch harness	1
4	00006928	Sensor harness	1
5	00008376	Platform control box harness	1
6	00008570	Lift Down Valve harness	1
7	00007567	Pressure sensor harness (matching with 00007393 pressure sensor)	1
	00008378	Pressure sensor harness (matching with 00000696 pressure sensor)	1
8	00009071	Drive Motor harness	1
9	00010409	Pump motor positive harness	1
10	00003469	Pump motor negative harness	1
11	00002655	Battery negative harness	1
12	00002660	Battery harness	1
13	00010407	Battery positive harness	1
14	00003468	Fuse Harness	1
15	00002676	DC Contactor Harness	1
16	00010408	Motor controller harness	1

502.1 Power to Platform

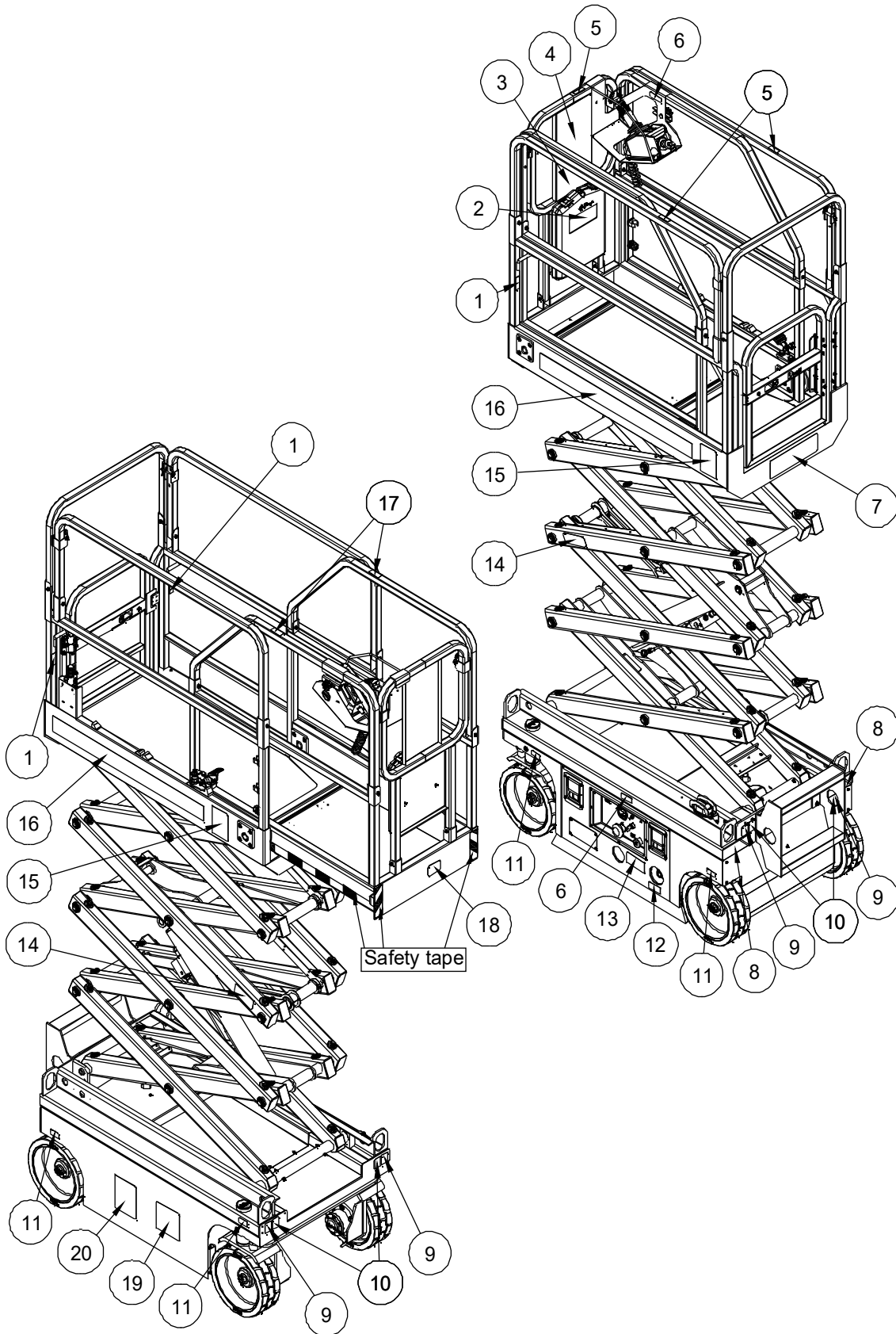


502.1 Power to Platform

Item	Part No.	Description	Qty.
1	00003148	AC plug (China 220V)	1
	00003149	AC plug (USA 110V)	1
	00003151	AC plug (European 220V)	1
	00003150	AC plug (UK 220V)	1
	00002615	AC plug (UK 110V)	1
2	00002603	AC plug (Australia 220V)	1
3	00002634	Circuit breaker (Option)	1
4	00003170	Wire cable, platform AC power	1
5	00002617	AC socket (Australia)	1
	00002709	AC socket (European)	1
	00000668	AC socket (China/USA)	1
	00004771	AC socket (UK) (AC socket bracket: 10016048)	1

Section 6 Decal

601.1 Decals with Words (CE)




601.1 Decals with Words (CE)


Item	Part No.	Description	Qty.
1	09440011	Decal, Label-Lanyard anchorage point	3
2	09340001	Decal, Notice-Keep the manual with the machine	1
3	09440003	Decal, Danger-Tip-over hazard, tilt-alarm	1
4	09440001	Decal, Danger-General safety rules	1
5	09340070	Decal, Symbols-Non operating hand position	3
6	09340003	Decal, Instructions-Refer the operator to the instructions for use	2
7	09440039	Decal, Label-Capacity 240kg	1
8	09310001	Decal, Instructions-Forklift pockets	2
9	09310578	Decal, Instructions-Tie down point	4
10	09310577	Decal, Instructions-Lift point	4
11	09310464	Decal, Instructions-Maximum wheel load 480kg	4
12	09310004	Decal, Instructions-Emergency lower	1
13	09310034	Decal, Notice-Main power switch operation	1
14	09330001	Decal, Instructions-Safety arm	2
15	09440009	Decal, Caution-Max. manual force 400N (Indoor) 200N (Outdoor)	2
16	09640248	Decal, Cosmetic-JCPT0607DCH	2
17	09440212	Decal, Warning-Crushing hazard	2
18	09540001	Decal, Label-CE	1
19	09410001	Decal, Danger-Explosion/burn hazard	1
20	09410003	Decal, Warning-Inspected and operation properly	1

601.1 Decals with Words (CE)


① 09440011




② 09340001




④ 09440001



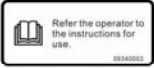
③ 09440003




⑤ 09340070




⑥ 09340003




⑨ 09310578




⑩ 09310577



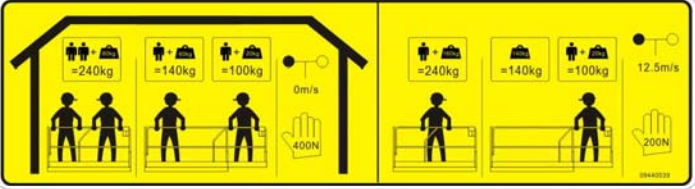
⑪ 09310464




⑫ 09310004




⑦ 09440039



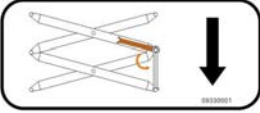
⑧ 09310001




⑬ 09310034




⑭ 09330001




⑱ 09540001




⑰ 09440212




⑮ 09440009



⑲ 09410001



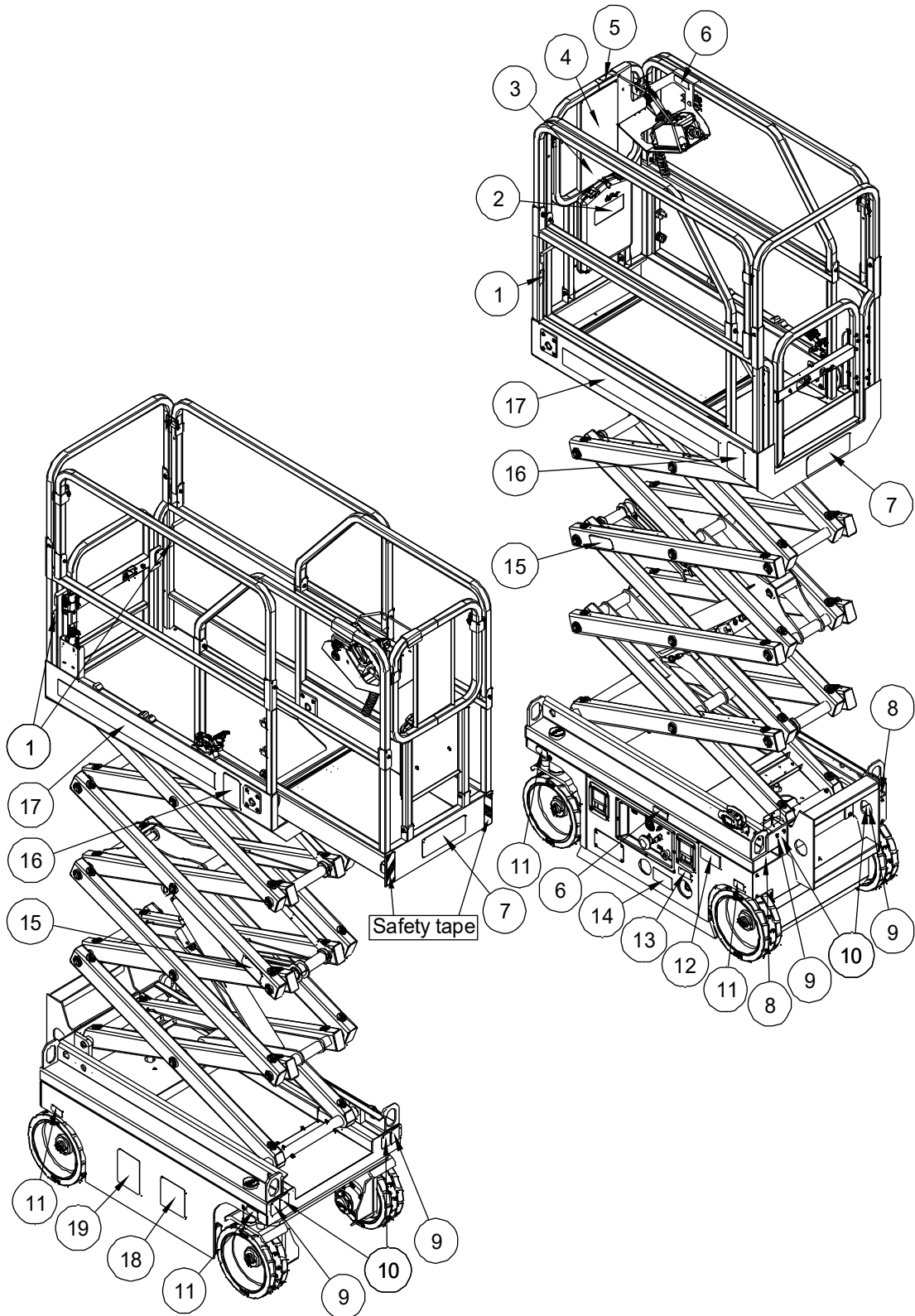
⑳ 09410003



⑯ 09640248

JCPT0607DCH

601.2 Decals with Words (ANSI)




601.2 Decals with Words (ANSI)


Item	Part No.	Description	Qty.
1	09440011	Decal, Label-Lanyard anchorage point	3
2	09340001	Decal, Notice-Keep the manual with the machine	1
3	09440003	Decal, Danger-Tip-over hazard, tilt-alarm	1
4	09440037	Decal, Danger-General safety rules	1
5	09340005	Decal, Instructions-Platform controller normal position	1
6	09340003	Decal, Instructions-Refer the operator to the instructions for use	2
7	09440345	Decal, Label-Capacity 530 lbs 240kg	2
8	09310001	Decal, Instructions-Forklift pockets	2
9	09310578	Decal, Instructions-Tie down point	4
10	09310577	Decal, Instructions-Lift point	4
11	09310464	Decal, Instructions-Maximum wheel load 480kg 1056 lbs	4
12	09410015	Decal, Warning-Change battery	1
13	09310004	Decal, Instructions-Emergency lower	1
14	09310034	Decal, Notice-Main power switch operation	1
15	09330001	Decal, Instructions-Safety arm	2
16	09440302	Decal, Warning-Max. manual force 90 lbs 400N (Indoor) 45 lbs 200N (Outdoor)	2
17	09640248	Decal, Cosmetic-JCPT0607DCH	2
18	09410001	Decal, Danger-Explosion/burn hazard	1
19	09410003	Decal, Warning-Inspected and operation properly	1

601.2 Decals with Words (ANSI)


① 09440011




② 09340001




④ 09440037




③ 09440003




⑤ 09340005




⑥ 09340003




⑧ 09310001



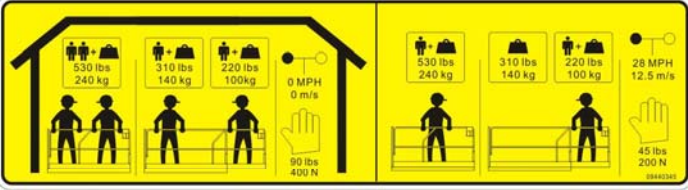
⑨ 09310578




⑩ 09310577




⑦ 09440345




⑪ 09310464




⑫ 09410015



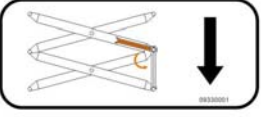
⑬ 09310004




⑭ 09310034




⑮ 09330001




⑯ 09410003



⑰ 09440302

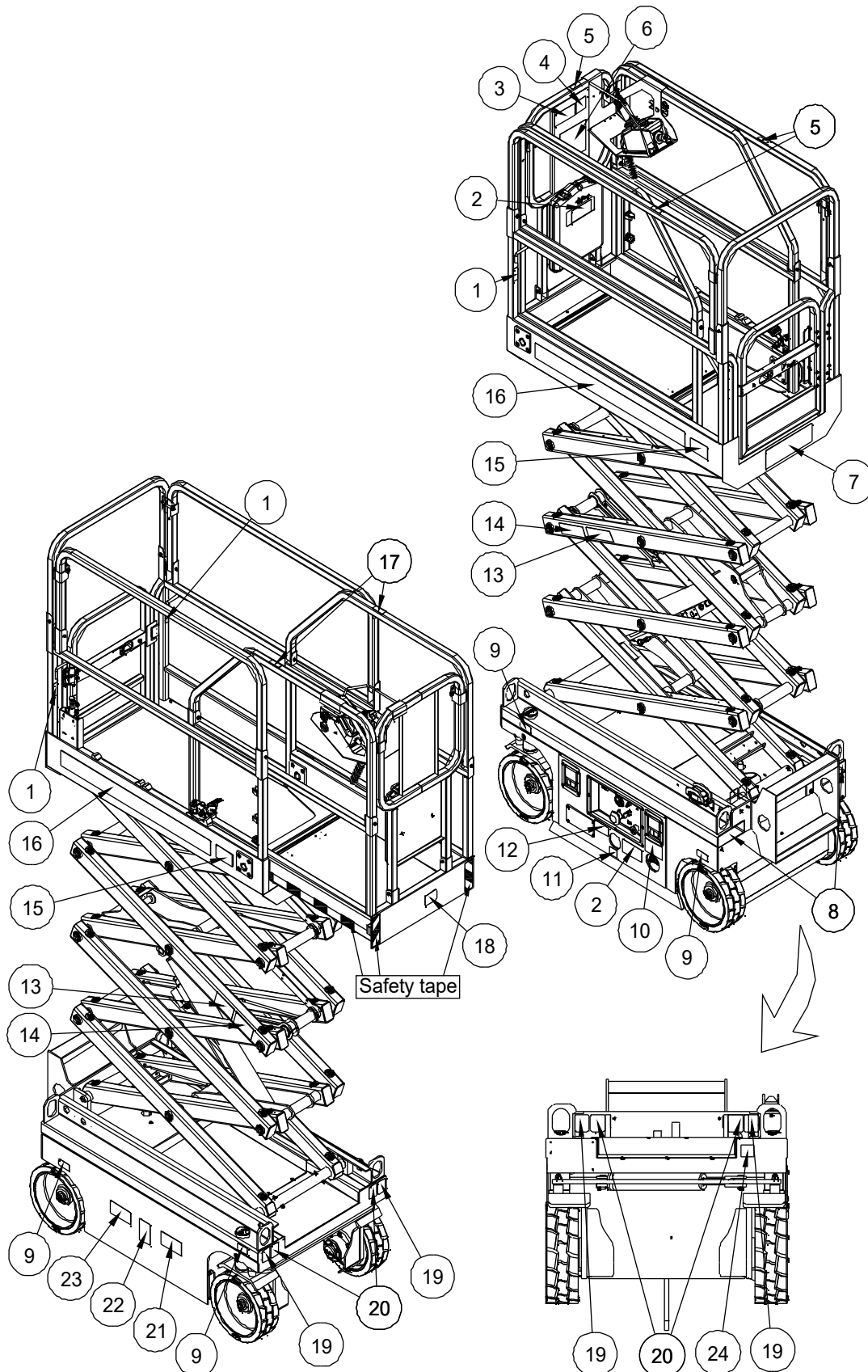


⑱ 09410001



JCPT0607DCH

602.1 Decals with Symbols (CE)



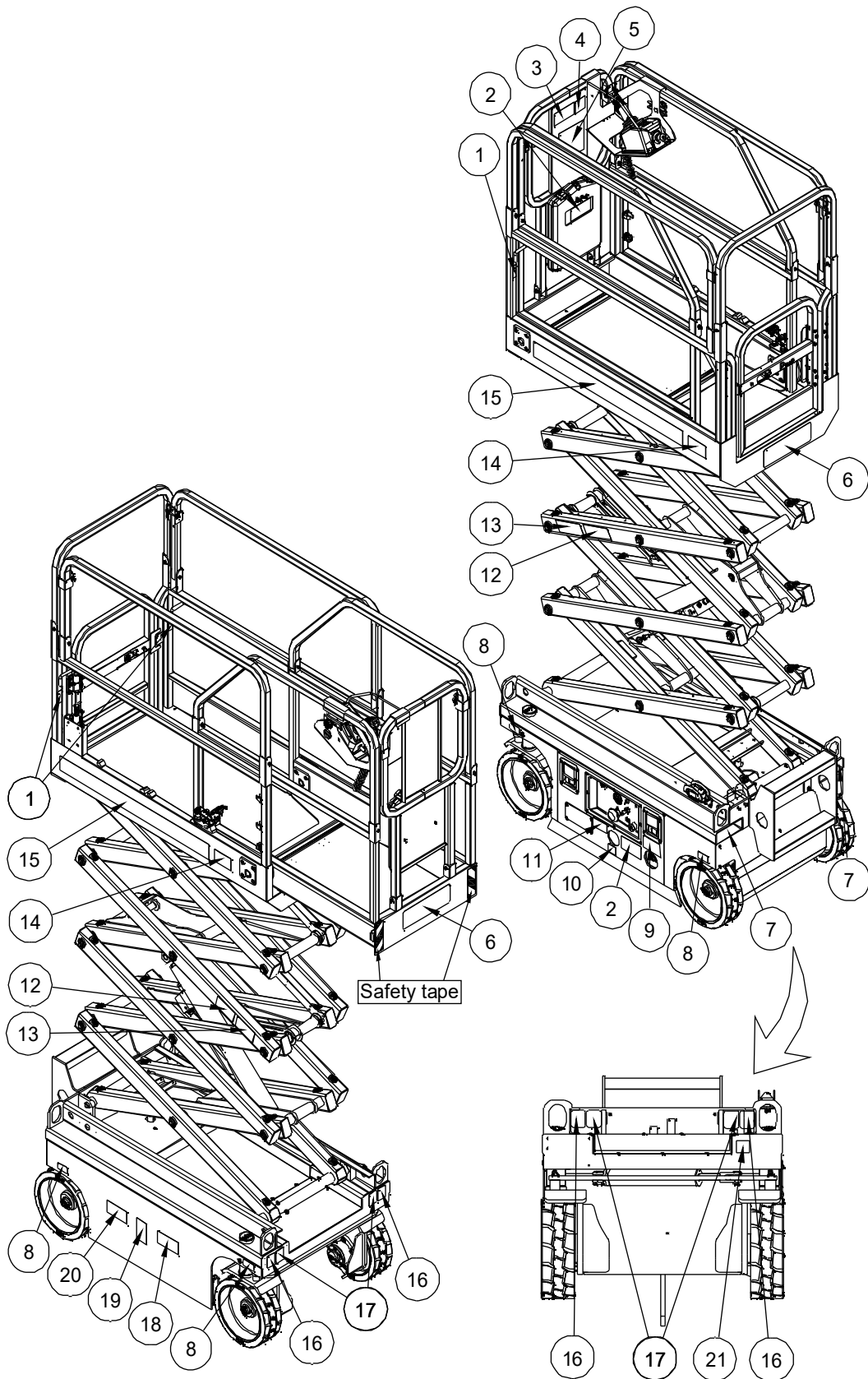
602.1 Decals with Symbols (CE)

Item	Part No.	Description	Qty.
1	09440089	Decal, Label-Lanyard anchorage point	3
2	09340026	Decal, Symbols-Refer the operator to the instructions for use	2
3	09440090	Decal, Symbols-Tip-over hazard, tilt-alarm	1
4	09340027	Decal, Instructions-Directional arrows	1
5	09340070	Decal, Symbols-Non operating hand position	3
6	09440091	Decal, Symbols-General safety rules	1
7	09440039	Decal, Label-Capacity 240kg	1
8	09310001	Decal, Instructions-Forklift pockets	2
9	09310464	Decal, Instructions-Maximum wheel load 480kg	4
10	09310096	Decal, Symbols-Emergency lower	1
11	09310100	Decal, Symbols-Battery charging instructions	1
12	09310078	Decal, Symbols-Main power switch operation	1
13	09430009	Decal, Symbols-Keep away from moving parts	2
14	09430008	Decal, Symbols-Safety arm	2
15	09440085	Decal, Symbols-Max. manual force 400N (Indoor) 200N (Outdoor)	2
16	09640248	Decal, Cosmetic-JCPT0607DCH	2
17	09440212	Decal, Warning-Crushing hazard	2
18	09540001	Decal, Label-CE	1
19	09310578	Decal, Instructions-Tie down point	4
20	09310577	Decal, Instructions-Lift point	4
21	09410048	Decal, Symbols-Explosion/burn hazard	1
22	09410050	Decal, Symbols-Injection hazard	1
23	09410049	Decal, Symbols-Electrocution hazard	1
24	09310226	Decal, Symbols-Platform power instructions	1

602.1 Decals with Symbols (CE)

<p>① 09440089</p>	<p>② 09340026</p>	<p>③ 09440090</p>	<p>④ 09340027</p>
<p>⑤ 09340070</p>			
<p>⑦ 09440039</p>			<p>⑧ 09310001</p>
<p>⑥ 09440091</p>	<p>⑨ 09310464</p>	<p>⑩ 09310096</p>	<p>⑪ 09310100</p>
	<p>⑫ 09310078</p>	<p>⑬ 09430009</p>	
<p>⑭ 09430008</p>	<p>⑮ 09440085</p>	<p>⑰ 09540001</p>	<p>⑱ 09310578</p>
<p>⑯ 09640248</p> <p>JCPT0607DCH</p>			<p>⑳ 09310577</p>
<p>⑰ 09440212</p>	<p>㉒ 09410050</p>		
<p>㉑ 09410048</p>	<p>㉓ 09410049</p>		<p>㉔ 09310226</p>

602.2 Decals with Symbols (ANSI)



602.2 Decals with Symbols (ANSI)

Item	Part No.	Description	Qty.
1	09440089	Decal, Label-Lanyard anchorage point	3
2	09340026	Decal, Symbols-Refer the operator to the instructions for use	2
3	09440090	Decal, Symbols-Tip-over hazard, tilt-alarm	1
4	09340027	Decal, Instructions-Directional arrows	1
5	09440091	Decal, Symbols-General safety rules	1
6	09440345	Decal, Label-Capacity 530 lbs 240kg	2
7	09310001	Decal, Instructions-Forklift pockets	2
8	09310464	Decal, Instructions-Maximum wheel load 480kg 1056 lbs	4
9	09310096	Decal, Symbols-Emergency lower	1
10	09310528	Decal, Symbols-Battery charging instructions	1
11	09310078	Decal, Symbols-Main power switch operation	1
12	09430009	Decal, Symbols-Keep away from moving parts	2
13	09430008	Decal, Symbols-Safety arm	2
14	09440085	Decal, Symbols-Max. manual force 400N (Indoor) 200N (Outdoor)	2
15	09640248	Decal, Cosmetic-JCPT0607DCH	2
16	09310578	Decal, Instructions-Tie down point	4
17	09310577	Decal, Instructions-Lift point	4
18	09410048	Decal, Symbols-Explosion/burn hazard	1
19	09410050	Decal, Symbols-Injection hazard	1
20	09410049	Decal, Symbols-Electrocution hazard	1
21	09310554	Decal, Symbols-Platform power instructions	1

602.2 Decals with Symbols (ANSI)

① 09440089  ③ 09440090  ④ 09340027  ⑤ 09440091 

② 09340026  ⑧ 09310464  ⑥ 09440345  ⑦ 09310001 

⑨ 09310096  ⑩ 09310528  ⑪ 09310078  ⑫ 09430009 

⑬ 09430008  ⑭ 09440085  ⑮ 09310578  ⑯ 09310577 

⑰ 09410048  ⑱ 09410050  ⑲ 09410049  ⑳ 09310554 

㉑ 09640248 

JCPT0607DCH

Zhejiang Dingli Machinery Co., Ltd.

No.188 Qihang Road. Deqing Zhejiang P.R.
China 313219

Tel: +86-572-8681688

Fax: +86-572-8681690

Web: www.cndingli.com

E-mail: market@cndingli.com

DINGLI